



D-Series LED Parking Garage



Catalog
Number

Notes

Type

Hit the Tab key or mouse over the page to see all interactive elements.

A+ Capable Luminaire

This item is an A+ capable luminaire, which has been designed and tested to provide consistent color appearance and system-level interoperability.

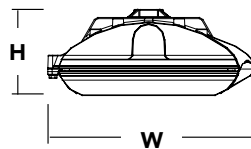
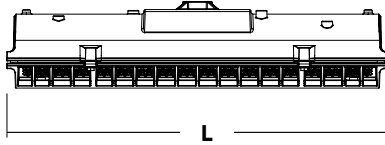
- All configurations of this luminaire meet the Acuity Brands' specification for chromatic consistency
- This luminaire is A+ Certified when ordered with DTL® controls marked by a shaded background. DTL DLL equipped luminaires meet the A+ specification for luminaire to photocontrol interoperability¹
- This luminaire is part of an A+ Certified solution for ROAM® Wireless control networks, providing out-of-the-box control compatibility with simple commissioning, when operated with drivers and control options marked by a shaded background¹

To learn more about A+, visit www.acuitybrands.com/aplus.

1. See ordering tree for details.
2. A+ Certified Solutions for ROAM require the order of one ROAM node per luminaire. Sold Separately: [Link to Roam](#); [Link to DTL DLL](#)

Specifications

Length:	17-3/4" (45.1 cm)
Width:	8-1/2" (21.6 cm)
Height:	3-7/16" (8.7 cm)
Weight (max):	16 lbs (7.3 kg)



A+ Capable options indicated by this color background.

Ordering Information

EXAMPLE: DSXPG LED 20C 1000 40K T5M MVOLT DWHXD

DSXPG LED	Series	LEDs	Drive current	Color temperature	Distribution	Voltage	Mounting
DSXPG LED	10C	10 LEDs (one engine) ^{1,2}	350 350 mA	30K 3000 K	TSE Type V, entryway	MVOLT ⁴	Shipped included (blank) Pendant mount ⁷ (36-inch length supply leads)
	20C	20 LEDs (two engines)	530 530 mA	40K 4000 K	T5M Type V, medium	120 ⁵	
	30C	30 LEDs (three engines)	700 700 mA	50K 5000 K	T5W Type V, wide	208 ⁵	SRM Surface mount (12-inch length supply leads)
			1000 1000 mA (1 A)	AMBPC Amber phosphor converted ³	TSR Type V, rectangular	240 ⁵	
					ASY Asymmetric	277 ⁵	Shipped separately
						347 ^{5,6}	YK Yoke/trunnion mount ⁸
						480 ^{5,6}	

Options	Finish (required)
<p>Shipped installed</p> <p>HS House-side shield (housing visor)</p> <p>SF Single fuse (120, 277, 347V)⁵</p> <p>DF Double fuse (208, 240, 480V)⁵</p> <p>SPD Separate surge protection</p> <p>DMG 0-10v dimming wires pulled outside fixture (for use with an external control, ordered separately)^{9,10}</p> <p>PIR Motion/ambient sensor for 8-15' mounting heights¹¹</p> <p>PIRH Motion/ambient sensor for 15-30' mounting heights¹¹</p> <p>Shipped Separately</p> <p>BDS Bird Shroud⁸</p>	<p>Shipped installed</p> <p>PIR3FC3V Motion/ambient sensor for 8-15' mounting heights and for typical applications requiring daylight harvesting and Title 24 compliance¹¹</p> <p>PIRH3FC3V Motion/ambient sensor for 15-30' mounting heights and typical applications requiring daylight harvesting and Title 24 compliance¹¹</p> <p>PIR3FC3V924 Motion/ambient sensor for emergency circuits for 8-15' mounting heights^{10,11,12}</p> <p>PIRH3FC3V924 Motion/ambient sensor for emergency circuits for 15-30' mounting heights^{10,11,12}</p>
	<p>DWHXD White</p> <p>DNAXD Natural aluminum</p> <p>DDBXD Dark bronze</p>



Ordering Information Cont.

Accessories

Ordered and shipped separately.

DSXPGSRM U	Surface mount kit
DSXPGYK DWHXD U	Yoke/trunnion accessory, white (other finishes available)
DSXPGHS U	House-side shield (1 per light engine)
DSXPGBDS DWHXD U	Bird shroud for pendant or yoke, white (other finishes available)
DSXPGBDSSJ DWHXD U	Bird shroud for SRM on surface J-box only, white (other finishes available)
SLVRD	Pendant swivel cover for round or octagonal j-box
SLVSQ	Pendant swivel cover for 4" square j-box

NOTES

- 1 Available with 700mA or 1000mA option only.
- 2 Not available with 347 or 480V.
- 3 AMBPC only available with 530mA or 700mA.
- 4 MVOLT driver operates on any line voltage from 120-277V (50/60 Hz).
- 5 Single fuse (SF) requires 120, 277 or 347 voltage option. Double fuse (DF) requires 208, 240 or 480 voltage option.
- 6 Not available with one light engine (10C). Only available with 700mA or 1000mA.
- 7 Compatible with 3/4" NPT pendant stem, provided by customer.
- 8 Also available as a separate accessory; see Accessories information at left.
- 9 DMG not available with all PIR or XAD options.
- 10 Not available with 347V or 480V. Not available with fusing.
- 11 Reference Motion Sensor Table on Page 3.
- 12 All 924 devices specify the Acuity Controls XPA RL1 DSI EM XPoint wireless light controller as a UL924 listed device for emergency lighting.

Performance Data

Lumen Output

Lumen values are from photometric tests performed in accordance with IESNA LM-79-08. Data is considered to be representative of the configurations shown, within the tolerances allowed by Lighting Facts.

Light Engines	Drive Current (mA)	System Watts	Dist. Type	30K					40K					50K					AMBPC				
				Lumens	B	U	G	LPW	Lumens	B	U	G	LPW	Lumens	B	U	G	LPW	Lumens	B	U	G	LPW
10C (10 LEDs)	700 mA	26W	ASY	2,601	1	0	1	100	2,793	1	0	1	107	2,811	1	0	1	108	2,253	1	0	1	87
			TSE	2,730	2	0	0	105	2,932	2	0	0	113	2,950	2	0	0	113	2,366	1	0	0	91
			TSM	2,743	2	0	1	106	2,944	2	0	1	113	2,964	2	0	1	114	2,376	2	0	0	91
			TSR	2,700	2	0	2	104	2,899	2	0	2	112	2,917	2	0	2	112	2,339	2	0	2	90
			TSW	2,569	2	0	1	99	2,760	2	0	1	106	2,777	2	0	1	107	2,226	2	0	1	86
	1000 mA	37W	ASY	3,647	1	0	1	99	3,916	1	0	1	106	3,942	1	0	1	107					
			TSE	3,829	2	0	0	103	4,113	2	0	0	111	4,138	2	0	0	112					
			TSM	3,845	2	0	1	104	4,130	2	0	1	112	4,155	3	0	1	112					
			TSR	3,786	3	0	3	102	4,066	3	0	3	110	4,091	3	0	3	111					
			TSW	3,605	3	0	1	97	3,870	3	0	1	105	3,894	3	0	1	105					
20C (20 LEDs)	350mA	25W	ASY	2,798	1	0	1	112	3,005	1	0	1	120	3,023	1	0	1	121					
			TSE	2,937	2	0	0	117	3,154	2	0	0	126	3,175	2	0	0	127					
			TSM	2,951	2	0	1	118	3,168	2	0	1	127	3,188	2	0	1	128					
			TSR	2,904	2	0	2	116	3,119	2	0	2	125	3,138	2	0	2	126					
			TSW	2,765	2	0	1	111	2,969	2	0	1	119	2,987	2	0	1	119					
	530 mA	37W	ASY	4,041	1	0	1	109	4,339	1	0	1	117	4,366	1	0	1	118	3,525	1	0	1	95
			TSE	4,243	2	0	0	115	4,556	2	0	0	123	4,584	2	0	0	124	3,702	2	0	0	100
			TSM	4,260	3	0	1	115	4,575	3	0	1	124	4,603	3	0	1	124	3,717	2	0	1	100
			TSR	4,195	3	0	3	113	4,504	3	0	3	122	4,532	3	0	3	122	3,660	3	0	3	99
			TSW	3,992	3	0	1	108	4,287	3	0	1	116	4,314	3	0	1	117	3,484	3	0	1	94
700 mA	46W	ASY	5,129	1	0	1	112	5,508	1	0	1	120	5,543	1	0	1	121	4,337	1	0	1	94	
		TSE	5,386	2	0	0	117	5,783	2	0	0	126	5,820	2	0	0	127	4,554	2	0	0	99	
		TSM	5,409	3	0	1	118	5,808	3	0	1	126	5,845	3	0	1	127	4,573	3	0	1	99	
		TSR	5,325	3	0	3	116	5,719	3	0	3	124	5,754	3	0	3	125	4,502	3	0	3	98	
		TSW	5,068	3	0	1	110	5,443	3	0	1	118	5,477	3	0	1	119	4,285	3	0	1	93	
1000 mA	74W	ASY	7,083	1	0	2	96	7,605	1	0	2	103	7,653	1	0	2	103						
		TSE	7,437	3	0	1	101	7,986	3	0	1	108	8,036	3	0	1	109						
		TSM	7,468	3	0	2	101	8,019	3	0	2	108	8,070	3	0	2	109						
		TSR	7,353	3	0	3	99	7,896	3	0	3	107	7,945	3	0	3	107						
		TSW	6,998	3	0	2	95	7,516	3	0	2	102	7,562	3	0	2	102						
30C (30 LEDs)	350mA	35W	ASY	4,174	1	0	1	119	4,482	1	0	1	128	4,510	1	0	1	129					
			TSE	4,383	2	0	0	125	4,706	2	0	0	134	4,735	2	0	0	135					
			TSM	4,400	3	0	1	126	4,725	3	0	1	135	4,755	3	0	1	136					
			TSR	4,332	3	0	3	124	4,652	3	0	3	133	4,681	3	0	3	134					
			TSW	4,124	3	0	1	118	4,428	3	0	1	127	4,456	3	0	1	127					
	530 mA	53W	ASY	5,995	1	0	2	113	6,438	1	0	2	121	6,478	1	0	2	122	5,333	1	0	1	101
			TSE	6,295	2	0	0	119	6,761	3	0	1	128	6,803	3	0	1	128	5,599	2	0	0	106
			TSM	6,322	3	0	1	119	6,789	3	0	1	128	6,831	3	0	1	129	5,623	3	0	1	106
			TSR	6,225	3	0	3	117	6,684	3	0	3	126	6,725	3	0	3	127	5,536	3	0	3	104
			TSW	5,924	3	0	2	112	6,362	3	0	2	120	6,402	3	0	2	121	5,269	3	0	1	99
700 mA	67W	ASY	7,557	1	0	2	113	8,115	1	0	2	121	8,166	1	0	2	122	6,504	1	0	2	97	
		TSE	7,936	3	0	1	118	8,521	3	0	1	127	8,574	3	0	1	128	6,829	3	0	1	102	
		TSM	7,969	3	0	2	119	8,557	3	0	2	128	8,610	3	0	2	129	6,858	3	0	1	102	
		TSR	7,846	3	0	3	117	8,425	4	0	4	126	8,478	4	0	4	127	6,752	3	0	3	101	
		TSW	7,468	3	0	2	111	8,019	4	0	2	120	8,068	4	0	2	120	6,426	3	0	2	96	
1000 mA	107W	ASY	10,214	2	0	2	95	10,967	2	0	2	102	11,036	2	0	2	103						
		TSE	10,724	3	0	1	100	11,516	3	0	1	108	11,587	3	0	1	108						
		TSM	10,769	4	0	2	101	11,564	4	0	2	108	11,636	4	0	2	109						
		TSR	10,602	4	0	4	99	11,385	4	0	4	106	11,457	4	0	4	107						
		TSW	10,091	4	0	2	94	10,836	4	0	2	101	10,904	4	0	2	102						

Performance Data Cont.

Lumen Ambient Temperature (LAT) Multipliers

Use these factors to determine relative lumen output for average ambient temperatures from 0-40°C (32-104°F).

Ambient		Lumen Multiplier
0°C	32°F	1.02
10°C	50°F	1.01
20°C	68°F	1.00
25°C	77°F	1.00
30°C	86°F	1.00
40°C	104°F	0.98

Electrical Load

LEDs	Drive Current (mA)	System Watts	Current (A)					
			120V	208V	240V	277V	347V	480V
10C	700	26W	0.25	0.15	0.13	0.11	—	—
	1000	37W	0.37	0.21	0.18	0.16	—	—
20C	350	25W	0.23	0.13	0.12	0.10	—	—
	530	37W	0.33	0.19	0.17	0.14	—	—
	700	46W	0.43	0.25	0.22	0.19	0.15	0.11
30C	1000	74W	0.68	0.39	0.34	0.29	0.23	0.17
	350	35W	0.33	0.19	0.16	0.14	—	—
	530	53W	0.50	0.29	0.25	0.22	—	—
30C	700	67W	0.66	0.38	0.33	0.29	0.23	0.17
	1000	107W	1.01	0.58	0.50	0.44	0.35	0.25

Projected LED Lumen Maintenance

Data references the extrapolated performance projections for the platforms noted in a 25°C ambient, based on 10,000 hours of LED testing (tested per IESNA LM-80-08 and projected per IESNA TM-21-11).

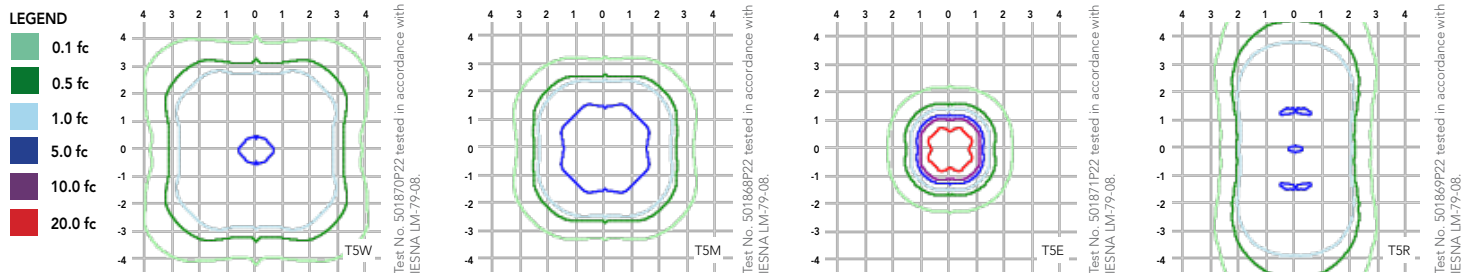
To calculate LLF, use the lumen maintenance factor that corresponds to the desired number of operating hours below. For other lumen maintenance values, contact factory.

Operating Hours	0	25,000	50,000	100,000
Lumen Maintenance Factor	DSXPG LED 10C 1000			
	1.0	0.97	0.94	0.90
Lumen Maintenance Factor	DSXPG LED 30C 1000			
	1.0	0.93	0.89	0.80
Lumen Maintenance Factor	DSXPG LED 30C 700			
	1.0	0.98	0.97	0.95

Photometric Diagrams

To see complete photometric reports or download .ies files for this product, visit Lithonia Lighting's [D-Series Parking Garage homepage](#).

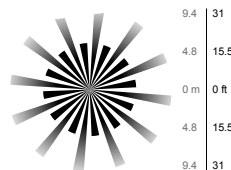
Isfootcandle plots for the DSXPG LED 30C 700 40K. Distances are in units of mounting height (8').



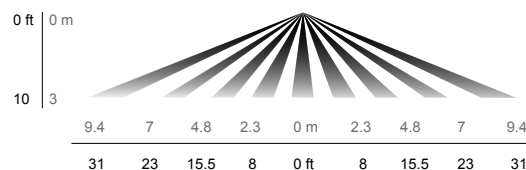
Motion Sensing

The motion sensor options (PIR360SS or PIRH360SS) have 360° of passive infrared sensing and adjustable bi-level dimming to save energy when there is no occupancy.

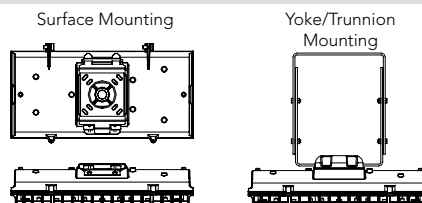
TOP VIEW



SIDE VIEW



Mounting Options



Motion Sensor & Photocell Default Settings (Any other presets require an RFD)

Option	Dimmed State	High Level (when triggered)	Photocell Operation	Ramp-up Time	Dwell Time	Ramp-down Time
*PIR or PIRH	3V (37%) Output	10V (100%) Output	Enabled @ 3FC	3 sec	5 min	5 min
*PIR3FC3V or PIRH3FC3V	3V (37%) Output	10V (100%) Output	Enabled @ 3FC	3 sec	5 min	5 min
*PIR3FC3V924 or PIRH3FC3V924	3V (37%) Output	10V (100%) Output	Enabled @ 3FC	3 sec	5 min	5 min

*PIR & PIR3FC3V uses SBOR10; PIRH & PIRH3FC3V uses SBOR6; PIR3FC3V924 uses XPA SBOR10; PIRH3FC3V924 uses XPA SBOR6



FEATURES & SPECIFICATIONS

INTENDED USE

The energy savings, long life, and easy-to-install design of the D-Series LED Parking Garage luminaire make it the smart choice for commercial and municipal garage applications. It is designed to meet or exceed recommended illuminance criteria when installed as a direct replacement of most HID parking garage luminaires.

CONSTRUCTION

Two-piece die-cast aluminum housing has integral heat sink fins to optimize thermal management through conductive and convective cooling. Modular design allows for ease of maintenance and future light engine upgrades. The LED drivers are mounted in direct contact with the casting to promote low operating temperature and long life. Housing is completely sealed against moisture and environmental contaminants (IP66) and is suitable for hose-down.

FINISH

Exterior parts are protected by a zinc-infused Super Durable TGIC thermoset powder coat finish that provides superior resistance to corrosion and weathering. A tightly controlled multi-stage process ensures a minimum 3 mils thickness for a finish that can withstand extreme climate changes without cracking or peeling.

OPTICS

Precision-molded proprietary acrylic lenses provide five different photometric distributions tailored specifically to parking garage applications. Light engines are available in 3000 K (80 min. CRI), 4000 K (70 min. CRI) or 5000 K (65 min. CRI) configurations.

ELECTRICAL

Light engines consist of 10 high-efficacy LEDs mounted to a metal-core circuit board to maximize heat dissipation and promote long life. The electronic driver has a power factor of >90%, THD <20%, and a minimum 2.5 KV surge rating. When ordering the SPD option, a separate surge protection device is installed within the luminaire which meets a minimum Category C low operation (per ANSI/IEEE C62.41.2).

INSTALLATION

Standard configuration accepts a rigid or free-swinging 3/4" NPT stem (by others) for pendant mounting. The surface mount option attaches to a 4x4" recessed or surface mount outlet box using a quick-mount kit (included); kit contains galvanized steel luminaire and outlet box plates and a full pad gasket. Kit has an integral mounting support that allows the luminaire to hinge down for easy electrical connections. Luminaire and plates are secured with set screws. Also available with a yoke/trunnion mount option with 3/4" NPT provision for flexible conduit entry (conduit by others); height can be adjusted from 10-18". Supply leads are 12" in length as standard. For longer supply leads, please consult factory.

LISTINGS

CSA certified to U.S. and Canadian standards. Light engines and luminaire are IP66 rated. Rated for -40°C minimum ambient.

DesignLights Consortium® (DLC) qualified product — Parking Garage Luminaires category. Not all versions of this product may be DLC qualified. Please check the DLC Qualified Products List at www.designlights.org to confirm which versions are qualified.

BUY AMERICAN

This product is assembled in the USA and meets the Buy America(n) government procurement requirements under FARS, DFARS and DOT. Please refer to www.acuitybrands.com/resources/buy-american for additional information.

WARRANTY

Five-year limited warranty. Complete warranty terms located at: www.acuitybrands.com/support/warranty/terms-and-conditions

Note: Actual performance may differ as a result of end-user environment and application. All values are design or typical values, measured under laboratory conditions at 25 °C. Specifications subject to change without notice.

